

## Merit LILIN Application Note

How to use CMX with Video Decoder for TV Wall application

**Document Number :** A00043

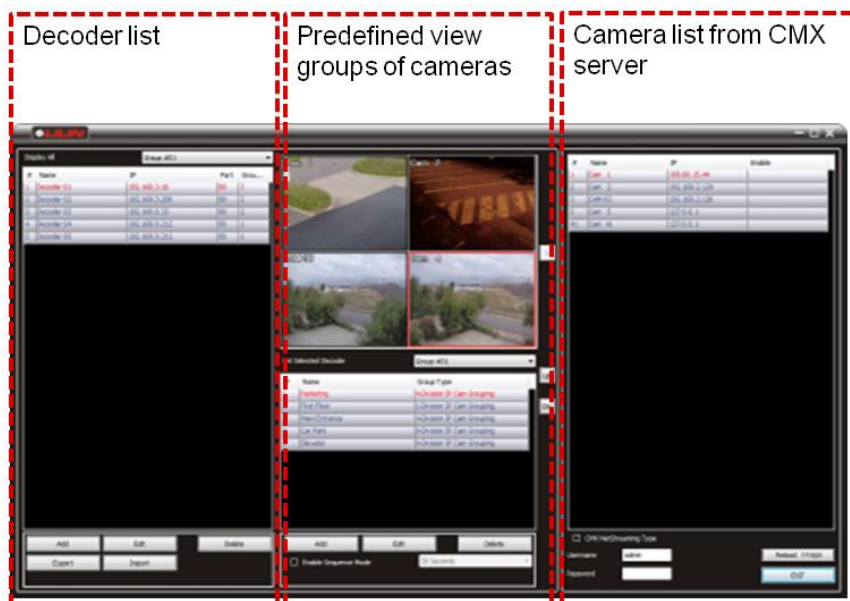
**Date :** 2014/02/17

**Dept:** Technical Support, Taipei

CMX can restream video to video decoders to form a TVWall application without PCs. In other words, VD022s can receive video streamed from a CMX PC. Predefined video groups can be recalled by the TVWall application.



TVWall application contains (1) decoder list, (2) predefined view groups of cameras, and cameras list of CMX.

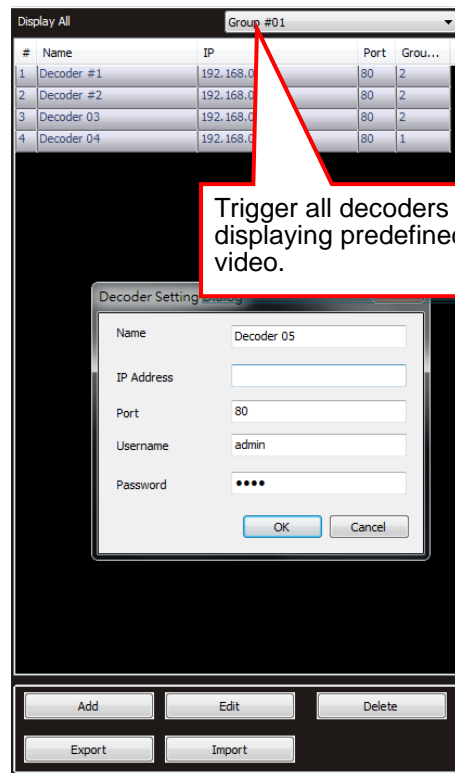


To setup video decoders, in decoder list, click Add button to add decoders with IP address, port number (default port 80), username, and password. The default username and password for video decoders are “admin” and “1111”.

Once decoders are added, select one of the decoders for managing video grouping. A video grouping is a set of cameras up to 16-channel. A user can setup the grouping list by dragging from the camera list to the grouping window.

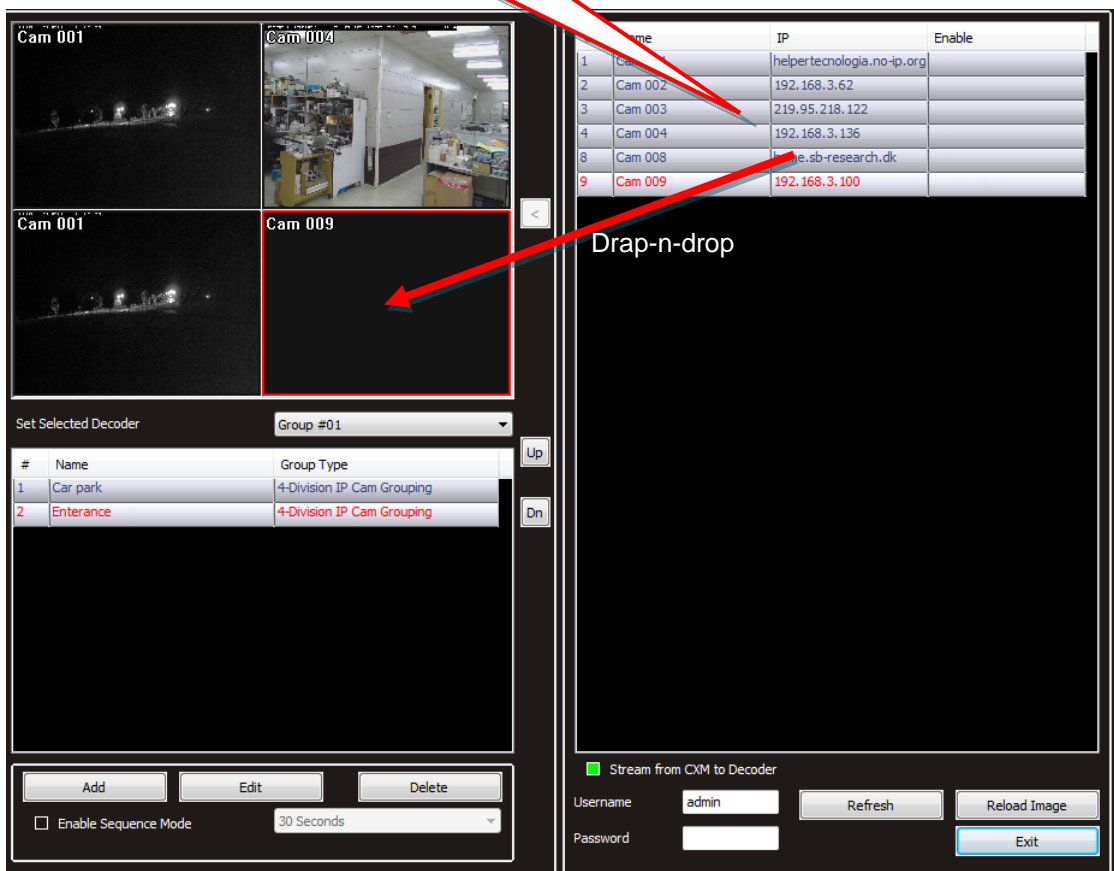
To stream video from CMX to video decoders, select “Stream from CMX to Decoder” option with username and password of CMX streaming server. The default username and password are “admin” and EMPTY for enabling CMX stream to video decoders.

To recall groups of video on video decoders, just select predefined grouping from “Display All” selection box.



Trigger all decoders for displaying predefined video.

Double click can trigger a decoder for predefined video.



Drag-n-drop