



How to Use LILIN Agent Cloud

Document Number: Q00114

Date: 03/23/2014

Dept: Technical Support, Taipei

Subject: LILIN provides Agent Cloud for managing DDNS devices for LILIN IP cameras and DVR/NVRs

Who is Eligible to Use LILIN Agent Cloud

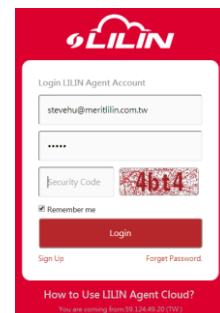
LILIN Agent Cloud installers, distributors, and end users of LILIN to easily manage their DDNS network devices. LILIN Agent Cloud is a cross functional platform which can be accessed via iOS, Mac, and Android systems.




How to Get Started with LILIN Agent Cloud

LILIN Agent Cloud is HTML5 based. You could start adding or deleting an IP camera or NVR/DVR device via LILIN Agent Cloud platform.

Click on Sign Up with email address for account, password and confirm password. An email will be sent to your email account. Click on the hyper link in the email that can finish account verification.



 Agent Cloud

Design Tool | Project Planner | Support

User: stevehu@meritlin.com.tw (Merit LILIN)

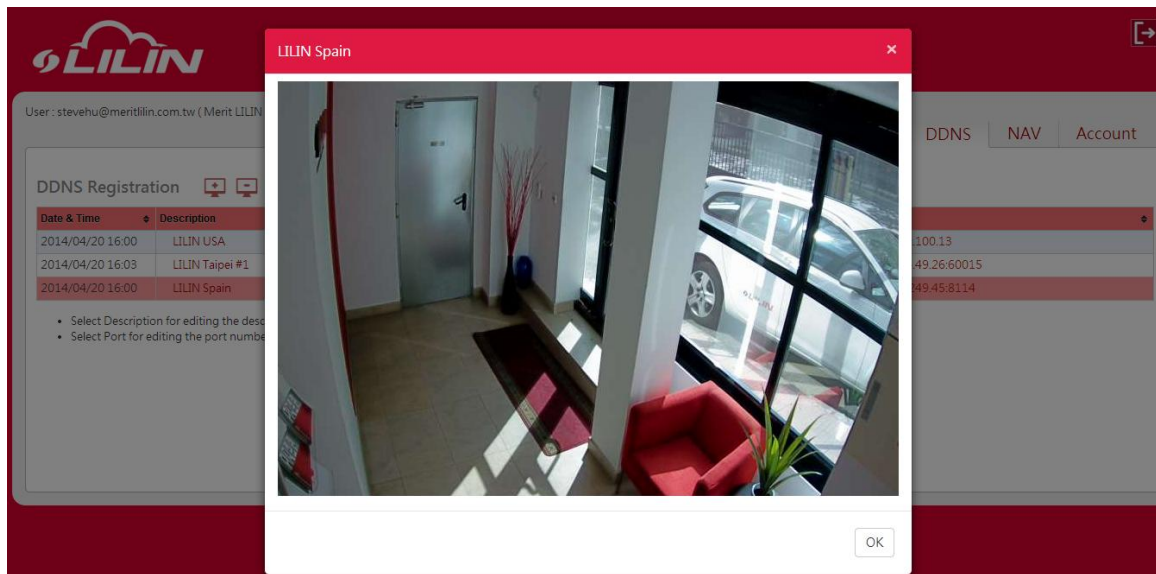
DDNSAccount

DDNS Cloud

Date & Time	Description	Host Name	IP Address	Port	On-Line Status	Live
2014/04/24 09:00	LILIN 美國	24c003	63.110.100.13	80	OK	http://24c003.ddnsipcam.com
2014/04/24 10:04	LILIN Taipei #1	steve456	59.124.49.26	60015	OK	http://steve456.ddnsipcam.com:60015
2014/04/24 06:00	LILIN Spain	24d1c8	80.28.249.45	8114	OK	http://24d1c8.ddnsipcam.com:8114

Note

- You can enable DDNS service on LILIN network devices to update this DDNS Cloud.
- LILIN network devices automatically update DDNS Cloud periodically.
- Select Description for editing the description for the camera.
- Select Port for editing the port number of the camera.



How to Setup at IP camera or NVR/DVR Site for Agent Cloud

Log onto the IP camera or NVR/DVR via a Web browser. Go to the DDNS setting on the network device, and follows the steps below:

- Check off "Enable" under DDNS
- For Account option, please create an account name
- Create a password you can remember
- Enter your Host name
- Click on "Submit" button



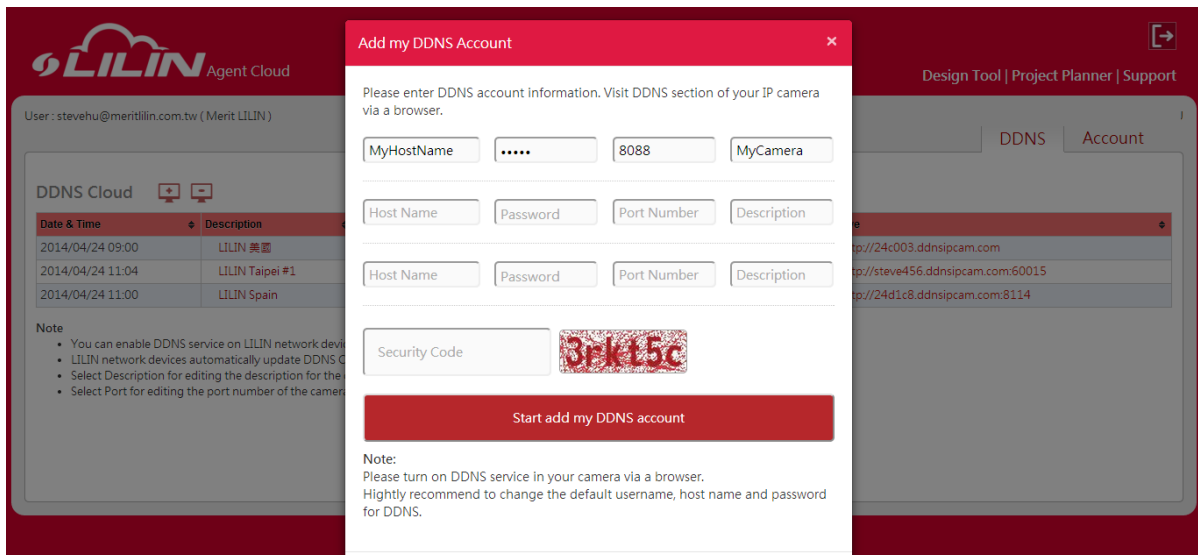
Live | Basic Mode | Advance Mode | Language | Logout

System	Video / Audio	Network	Maintenance
General HTTP/RTSP Service DDNS UPnP SDDP / Heartbeat	Basic >> Network >> DDNS		
DynDNS <input type="text" value="http://www.ddnsipcam.com"/>			
DDNS <input checked="" type="radio"/> Enable <input type="radio"/> Disable			
Account <input type="text" value="MyAccount"/>			
Password <input type="text" value="****"/>			
New Password <input type="text"/>			
Host name <input type="text" value="MyHostName"/>			
http://MyHostName.ddnsipcam.com			
<input type="button" value="Submit"/>			

Once you have successfully set up your camera or NVR/DVR device, you may go ahead start using LILIN Agent Cloud services by pressing the "+" button.

- Enter the host name of the IP camera or NVR/DVR device
- Enter the password of the IP camera or NVR/DVR
- Enter HTTP port number of the IP camera or NVR/DVR
- Create a device name you can remember

If you wish to delete a device, please click on "-"



The Results

End users, installers, distributors of LILIN will receive this service with free of charge to well manage LILIN network devices. LILIN DDNS Cloud provides you:

- Centralized database management for all LILIN network devices
- Remote real-time monitoring access
- Device status regular report updates
- iOS, Mac, Android, and Windows PC platforms are supported

Future Work

LILIN Android and iOS App, LILINViewer, can automatically login to LILIN DDNS Cloud. All the pre-configured cameras database is loaded into LILINViewer while login the DDNS Cloud. User access rights to cameras can also be managed via LILIN DDNS Cloud to provide automation.

